



02
03

07

07
08
10

11

11
15
17

19

19
21
22

25

25
30
32
37

2019

<

>

2020 1 1 2020 12 31

ESG

•

•

•

•

ESG 3

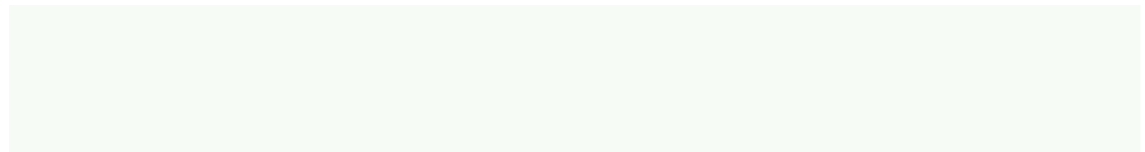
ESG

ESG

ESG



| | | |
|------|--|-----------------|
| 1998 | | 601865 06865 |
|------|--|-----------------|



| | | |
|--|--|--|
| | | |
|--|--|--|



| | |
|--|--|
| | |
|--|--|

| | |
|--|--|
| | |
|--|--|

ESG


| |
|--|
| |
|--|

| |
|--|
| |
|--|

| |
|--|
| |
|--|

| |
|--|
| |
|--|

ESG





2020

21

ü

2020

2021

23

[Redacted]

-

[Redacted]

- GB/T19001-2016/ISO 9001 2015
-


150

[Redacted]

-
-

[Redacted]

-
-
-



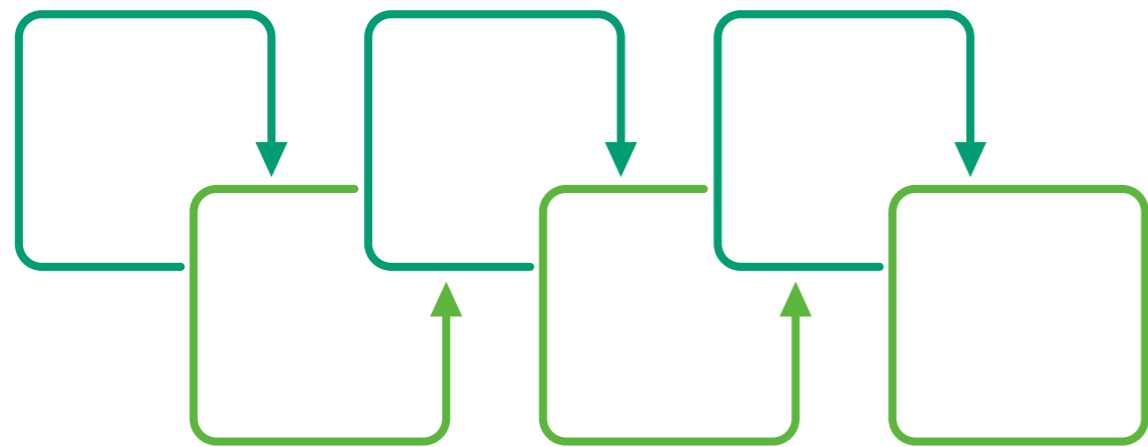
2020






2020









/

| | | | |
|--|---------|--|---------|
| | 100 % | | 99.15 % |
| | 97.49 % | | 97.90 % |




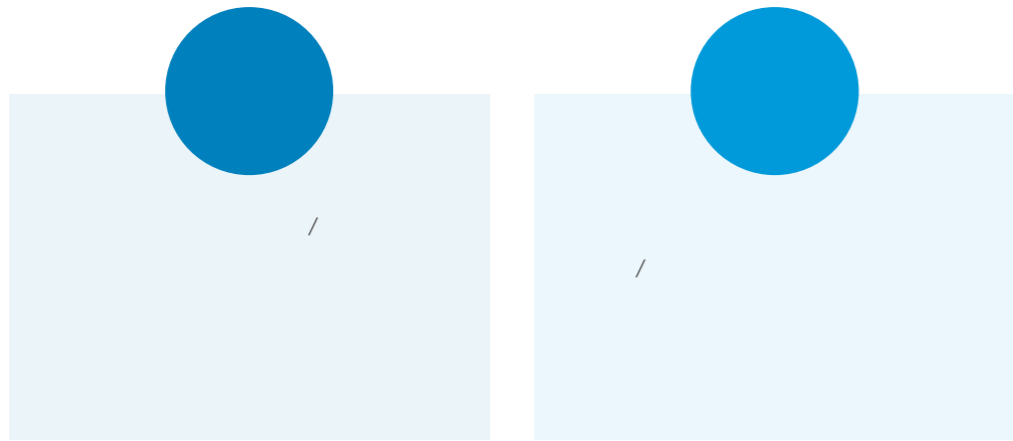












5%





2020 9



2020

170

3



2020 12

x«


)

e

x«


/

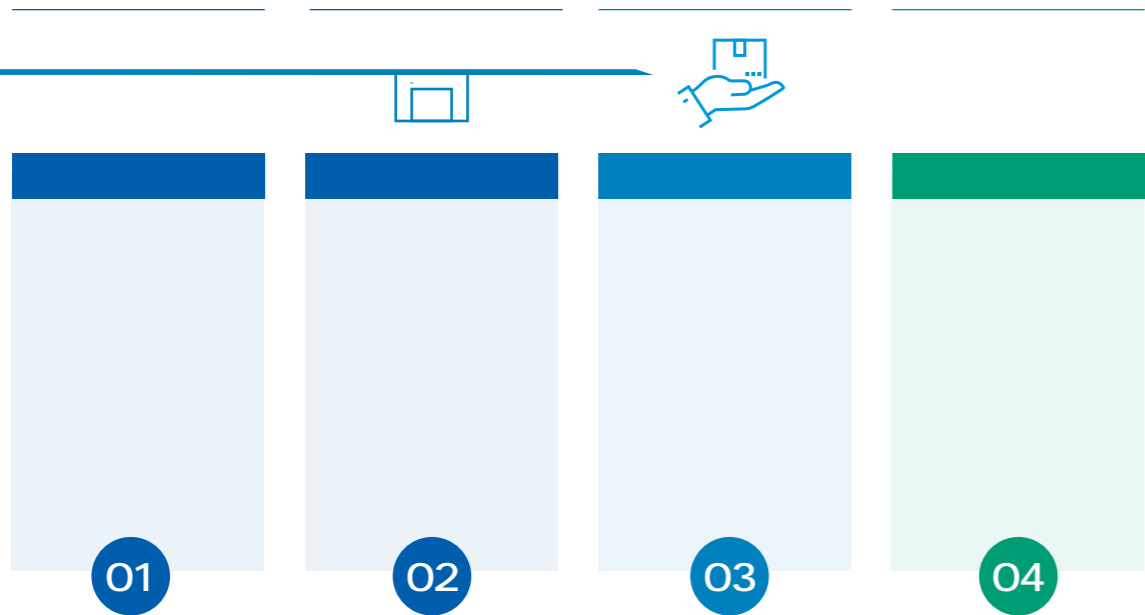




2020 6

2020





ISO 45001 2018 GB/T 45001-2020

2020

| | | |
|-------|----|----|
| | | |
| • | • | •/ |
| | •/ | |
| NK 95 | | |

2020 8

GB/T 45001-2020
11

2020

200

3800



2020 1



| | | 2020 |
|---|--|---------|
| | | 626,041 |
| | | 187,390 |
| | | 3.54 |
| 1 | | 0.17 |

[1]. + = + + / +

| | | 2020 |
|-----------------|---|---------------|
| 1 | | 2,917,055 |
| | / | 4,659 |
| 2 | | 748,660 |
| | / | 1,196 |
| | | 4,941,428 |
| | / | 8 |
| | | 7,034,710 |
| | | 7,061,740,041 |
| NO _x | | 1,965,286 |
| SO ₂ | | 1,072,670 |
| PM | | 99,141 |
| | | 1,700,582 |
| | / | 3 |
| | / | 5 |
| COD | | 159 |
| | | 352 |

| | | 2020 |
|--|---|-----------|
| | / | 0.0006 |
| | | 15,780 |
| | / | 0.025 |
| | | 781,236 |
| | | 748,660 |
| | | 1,529,895 |
| | / | 2 |

[1]. 2017
[2].

| | | 2020 |
|---|-------|-------|
| | | 3,575 |
| | | 2,674 |
| | | 901 |
| | | 3,440 |
| | 1 | 135 |
| 2 | >50 | 336 |
| | 30 50 | 2,209 |
| | <30 | 895 |
| 3 | | 3,161 |
| | | 279 |

[1].
[2].
[3].

| | | 2020 |
|--|---|-------|
| | | 0 |
| | | 0 |
| | | 0 |
| | | 30.5 |
| | % | 100 |
| | % | 100 |
| | % | 100 |
| | % | 100 |
| | % | 100 |
| | % | 100 |
| | 2 | 74.1 |
| | 3 | 79.3 |
| | 4 | 58.8 |
| | 5 | 85.1 |
| | 6 | 26.6 |
| | 7 | 52.0 |
| | | 0 |
| | % | 0 |
| | | 2,116 |

[1].
$$= \frac{\text{---}}{\text{---} + \text{---}} \times 100\%$$

[2][3][4][5][6][7].

| | | 2020 |
|--|--|------|
| | | 943 |
| | | 785 |
| | | 158 |

| | | 2020 |
|---|---|--------|
| | % | 0 |
| | | 783 |
| 1 | % | 100 |
| | | 28,471 |
| | | 438 |
| | | 144 |
| | | 24 |
| | | 22 |

[1]. $\frac{\text{---}}{\text{---}} \times 100\%$

| | | 2020 |
|--|--|------|
| | | 0 |

| | | 2020 |
|--|--|--------|
| | | 337.15 |
| | | 337.15 |

| A. | | |
|---------|-----|-----|
| A1. | | |
| A1 | (a) | (b) |
| KPIA1.1 | | |
| KPIA1.2 | 1 | 2 |
| KPIA1.3 | | |
| KPIA1.4 | | |
| KPIA1.5 | | |
| KPIA1.6 | | |
| A2. | | |
| A2 | | |
| KPIA2.1 | | |
| KPIA2.2 | | |
| KPIA2.3 | | |
| KPIA2.4 | | |
| KPIA2.5 | | |
| A3. | | |
| A3 | | |
| KPIA3.1 | | |
| A4. | | |



Add: 1999

Tel 0573- 82793013

Fax 0573- 82793015

E - mail zhujianfang@flatgroup.com.cn